

INSTALLATION INSTRUCTIONS

Thank you for purchasing genuine Design Engineering, Inc. products. Be sure to always wear the proper safety equipment when installing any DEI product. Design Engineering Inc. WILL NOT BE HELD LIABLE FOR IMPROPER INSTALLATION OR USE OF THIS PRODUCT. Please follow all instructions provided. If you are unsure of any installation procedure, please contact a certified technician.

DESCRIPTION: 2019-UP 170" Ext WB
Complete Kit less floor

KIT CONTENTS:
D-Mat 30mm Insulation
2 Rolls Adhesive Transfer Tape

TOOLS NEEDED:
Cleaner & Degreaser
Rags/Towels
Tools for interior panel removal

SAFETY:
Safety glasses
Gloves

NOTE OF CAUTION: Wear eye and hand protection when installing all materials. Use cleaners or degreasers in a well ventilated area

NOTE: You will notice in this kit there are multiple sets of instructions. There are specific instructions for each area of the vehicle, but also a master instruction sheet with every part of the vehicle included. All individual instructions match the master. You can use either instruction for the installation of this product.

INSTALLATION TIP: This product contains many pieces. There may be multiple pieces that are the same shape and part number, and go in multiple locations. We suggest laying out all pieces before you install them to get a good overview of where each piece goes and which you have multiples of.

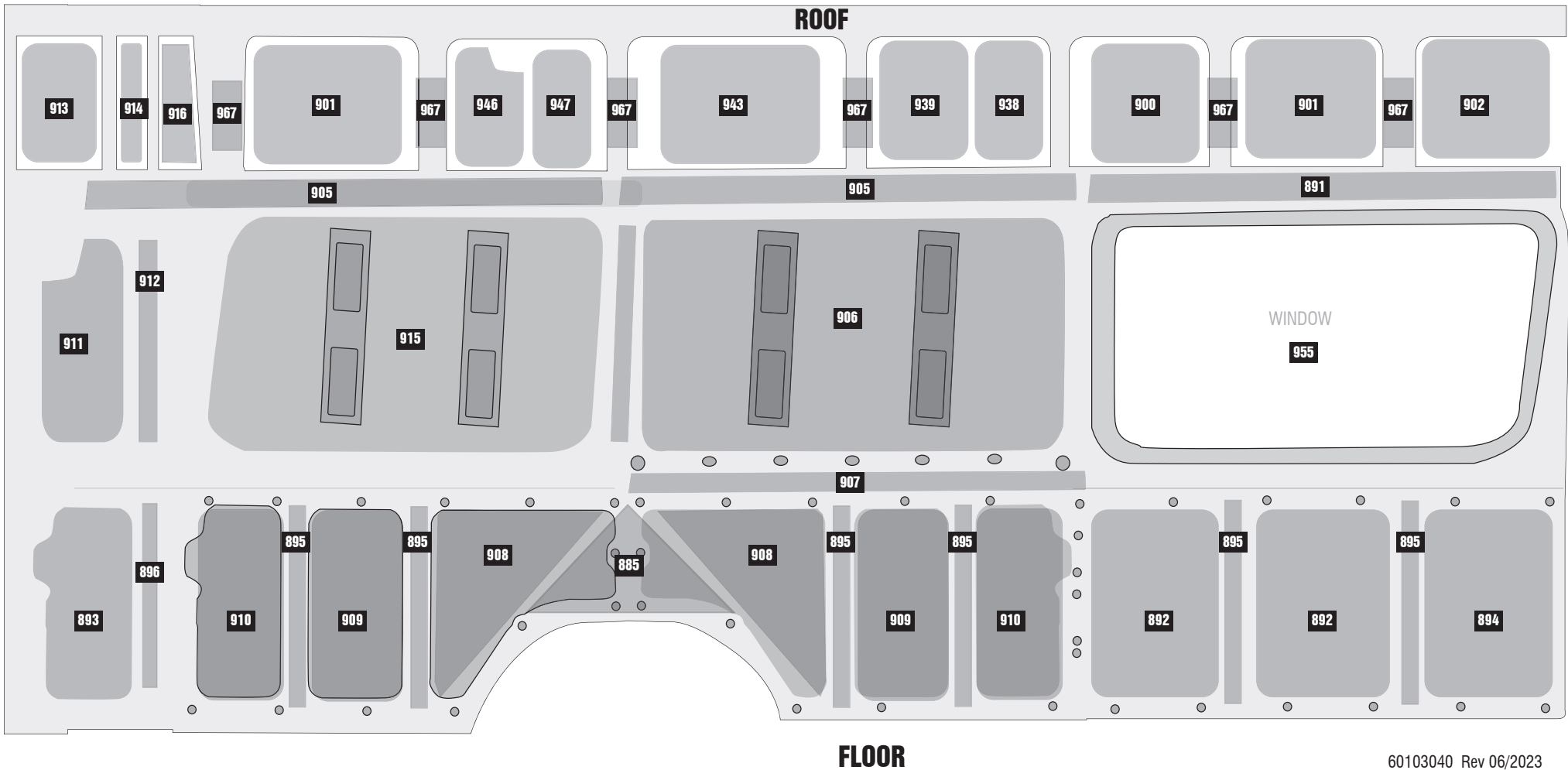
DRIVER SIDE WALL

PLACEMENT OF INSULATION

← **REAR OF VEHICLE**

FRONT OF VEHICLE →

Pieces 905, 891 & 907 are inserted inside structural rib



PASSENGER SIDE WALL

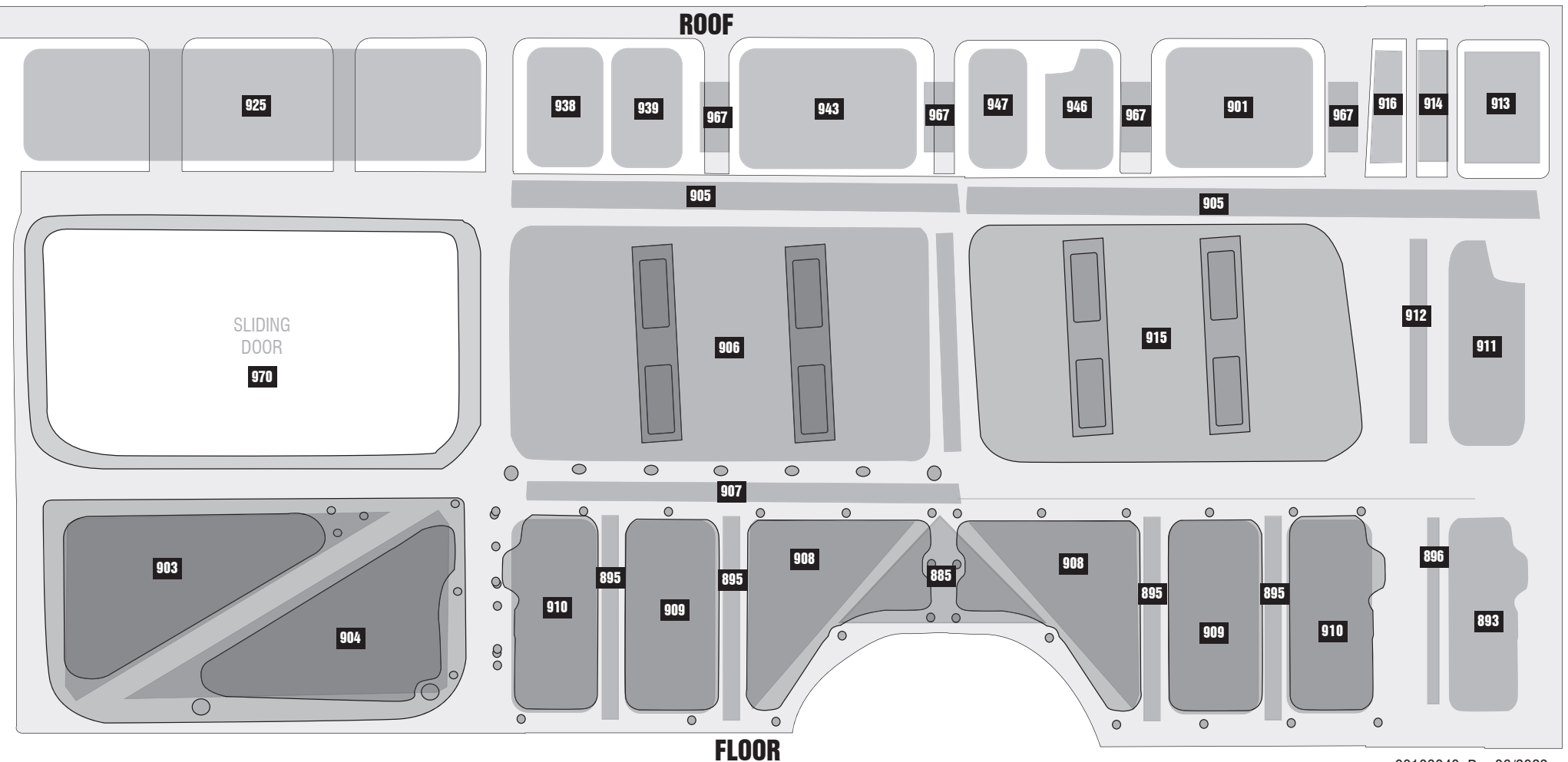
PLACEMENT OF INSULATION

← **FRONT OF VEHICLE**

REAR OF VEHICLE →

Pieces 925 goes in door with door equipped vehicles

Pieces 905 & 907 are inserted inside structural rib



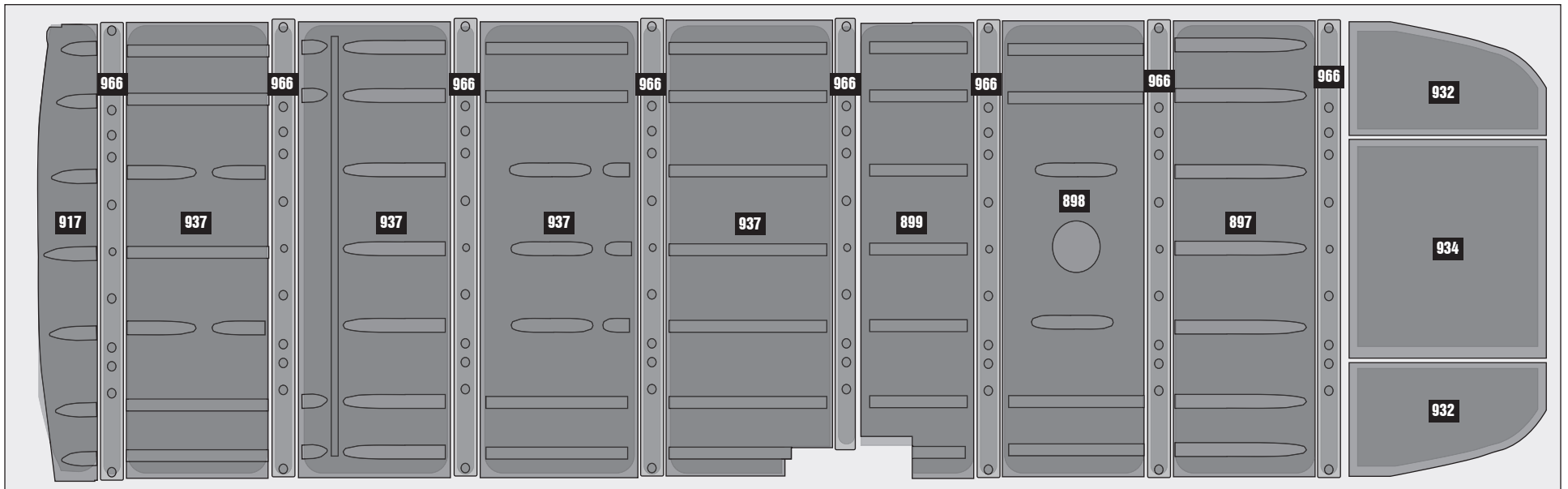
ROOF PLACEMENT OF INSULATION

← REAR OF VEHICLE

FRONT OF VEHICLE →

Pieces 966 are inserted inside structural rib

PASSENGER SIDE

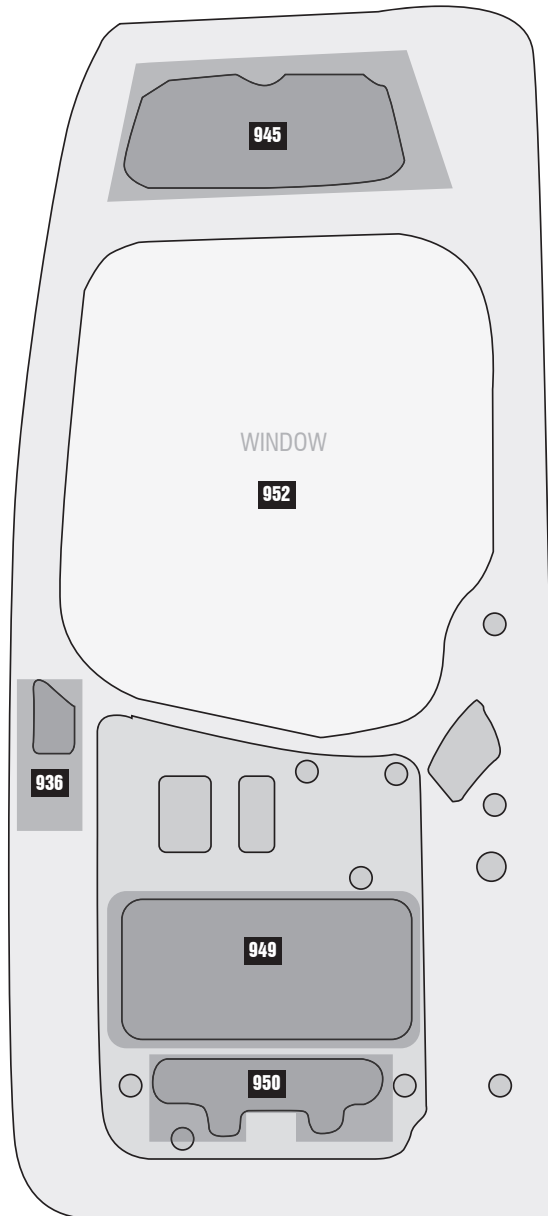


DRIVER SIDE

REAR DOORS

PLACEMENT OF INSULATION

PASSENGER SIDE
AS VIEWED FROM
INSIDE VAN WITH
DOORS CLOSED



DRIVER SIDE
AS VIEWED FROM
INSIDE VAN WITH
DOORS CLOSED

